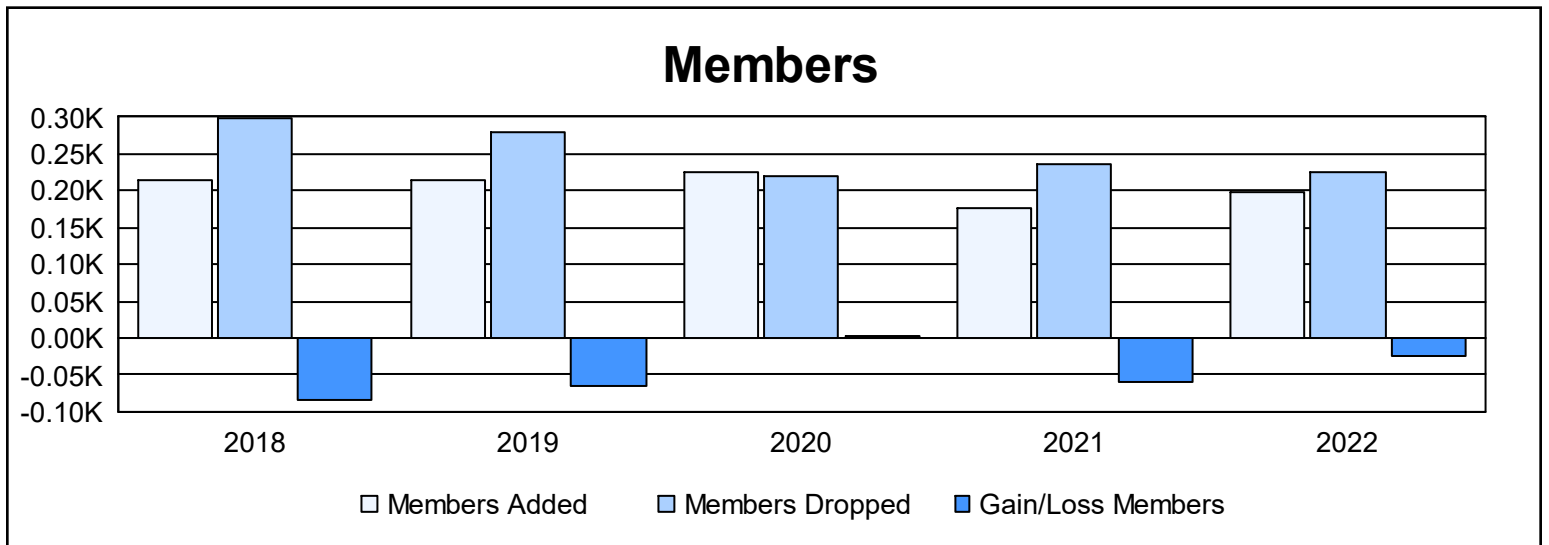
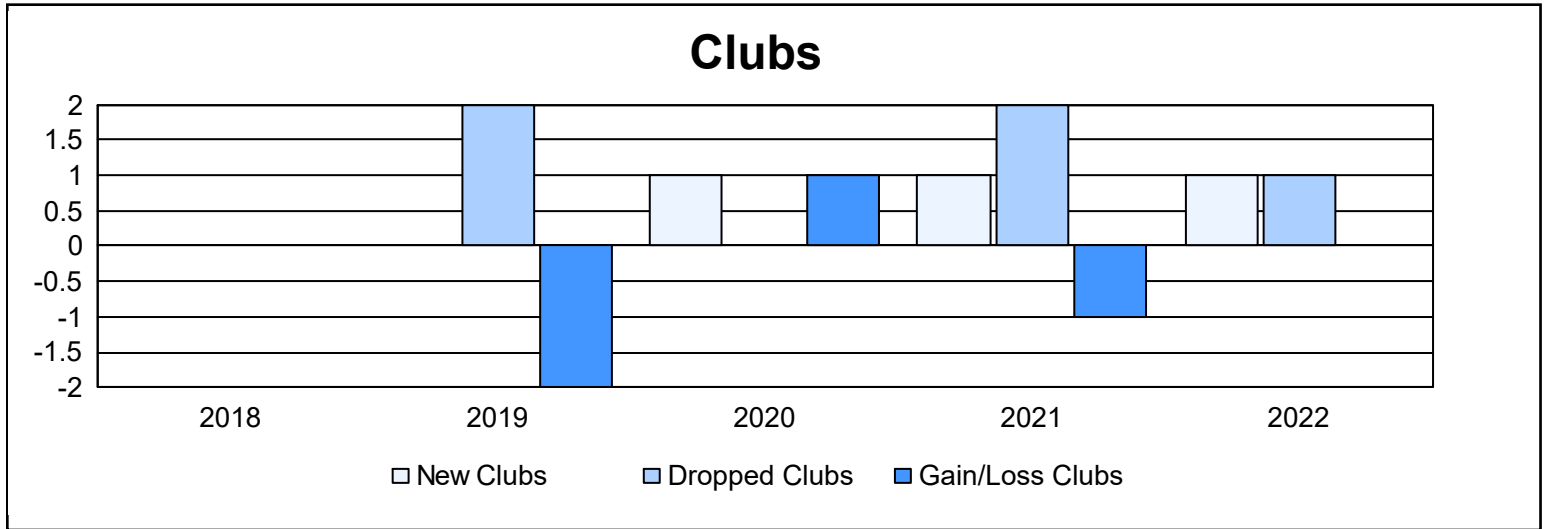
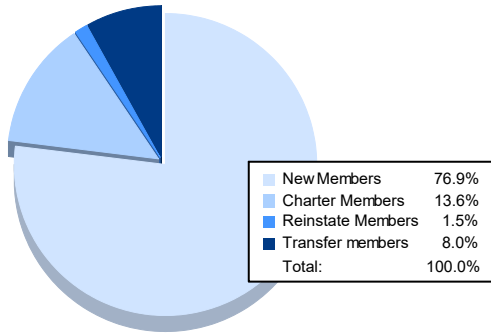


Year	New Clubs	Dropped Clubs	Gain/ Loss Clubs	New Members	Charter Members	Reinstate Members	Transfer Members	Total Member Added	Total Members Dropped	Gain/ Loss Members
2017-2018	0	0	0	178	0	3	33	214	299	-85
2018-2019	0	2	-2	175	0	6	33	214	280	-66
2019-2020	1	0	1	176	27	8	14	225	221	4
2020-2021	1	2	-1	101	33	5	37	176	237	-61
2021-2022	1	1	0	153	27	3	16	199	224	-25
<b>Average</b>	<b>1</b>	<b>1</b>	<b>0</b>	<b>157</b>	<b>17</b>	<b>5</b>	<b>27</b>	<b>206</b>	<b>252</b>	<b>-47</b>



### Membership Composition June 2022 Cumulative



### Gender Composition June 2022 Cumulative

